



Goulburn Community Garden Inc.
Vegetable Planting Guide for Goulburn



Compiled by Ray Shiel 0418 235 425

www.goulburncommunitygarden.org.au info@goulburncommunitygarden.org.au PO Box 143, Goulburn NSW 2580



Opening Hours 9:30 – 11:30 on Friday and 10:00 – 12:00 on Saturday or by appointment.



Autumn (March – May)



March		Seeds	
Seedlings			
Cabbage Cauliflower Broccoli Brussell Sprouts Garlic		Lettuce Radish Onions	



August		Seeds	
Seedlings			
Rhubarb Strawberries Asparagus crowns			

Spring (September – November)



April		Seeds	
Seedlings			
		Broad beans Peas Cabbage	



September		Seeds	
Seedlings			
Cabbage Lettuce Peas		Carrots Parsnips Beetroot	Sliverbeet Radish Tomatoes



May		Seeds	
Seedlings			
		Broad beans Onions	

October		Seeds	
Seedlings			
		Carrots Parsnips Beetroot Peas Silverbeet Radish Pumpkin	Marrow Zucchini Cucumber Squash Corn Capsicum Tomato Herbs

Winter (June - August)

June		Seeds	
Seedlings			
		Onions	

November		Seeds	
Seedlings			
		Beans Celery Lettuce Cabbage Beetroot Sliverbeet	Capsicum Carrots Corn Late Tomatoes Potatoes Herbs

July		Seeds	
Seedlings			
		Onions	
<p>July is the time to start getting your beds ready for your summer planting. This might include weeding and conditioning the soil. Turning the soils over regularly will also help with texture.</p>			

Goulburn Community Garden Inc.
Vegetable Planting Guide for Goulburn



Compiled by Ray Shiel 0418 235 425



www.goulburncommunitygarden.org.au info@goulburncommunitygarden.org.au PO Box 143, Goulburn NSW 2580



Opening Hours 9:30 – 11:30 on Friday and 10:00 – 12:00 on Saturday or by appointment.

Summer (December – February)

All through the summer months watering is really important to ensure survival and quality in your vegetables. Drip systems are great but not always affordable or practical. Sprinkler systems may be an option but can be wasteful as they water more area than you need. When watering by hand, water the roots not the leaves and the preferred time of day is morning. Watering in the heat of the day the majority of the water just evaporates and does not get to the roots. Watering at night has some risk of fungus or mould.

<u>December</u>		Seeds	
Seedlings			
Lettuce Radish Beans			

<u>January</u>		Seeds	
Seedlings			
		Beans Cauliflower Broccoli Cabbage	
January is the time to prepare your beds for autumn sowing. It is usual after a heaving growing season as summer is, that your soil may need conditioning to replenish nutrients for your next crops.			

<u>February</u>		Seeds	
Seedlings			
		Cabbage Cauliflower Broccoli Brussel Sprouts Carrots Leeks	Parsnips Turnips Kohlrabi Lettuce Radish Parsley

ALL YEAR

Kale can be planted all year round, and grows just as well in pots as in the ground.

Spring Onions can be planted all year, and the Evergreen Bunching variety are readily available. You will only need to acquire these once in your life time as they are hardy and prolific.

And if you have no space think about growing sprouts! They need a jar and light but not direct sunlight. You can get more than 6 varieties and they take just 7-10 days to be ready for eating.